



GDT Series

GPS Clock


Essae[®]
...for Excellence



GDT-57



GDT-57SS



GDT-100-6

Right Time, Every Time



Technical Specifications

Model	Display height (mm)	Dimension (L x H x D) mm	Remarks
GDT-57	57	290 x 93 x 36	HIPS (Plastic), Black
GDT-57SS		307 x 117 x 37	SS-304
GDT-57FLP		350 x 199 x 89	Flame proof enclosure with SS-304 cover
GDT-57SS Flush Mount		360 x 165 x 33	Flush Mount, SS-304
GDT-57-6		421 x 117 x 31	SS-304, HH:MM:SS
GDT-100SS	100	500 x 180 x 39	SS-304
GDT-100FLP		581 x 288 x 97	Flame proof enclosure with SS-304 cover
GDT-100-6		614 x 180 x 39	SS-304, HH:MM:SS
GDT-100-6 Flush Mount		665 x 230 x 40	Flush Mount, SS-304, HH:MM:SS

GDT-Master




- GPS receiver module
- 866 MHz Wireless RF transmitter
- ± 1 sec accuracy
- RF Coverage 400 m (Line of sight) (depends on site conditions)
- Optional time zone display



GDT-57 FLP

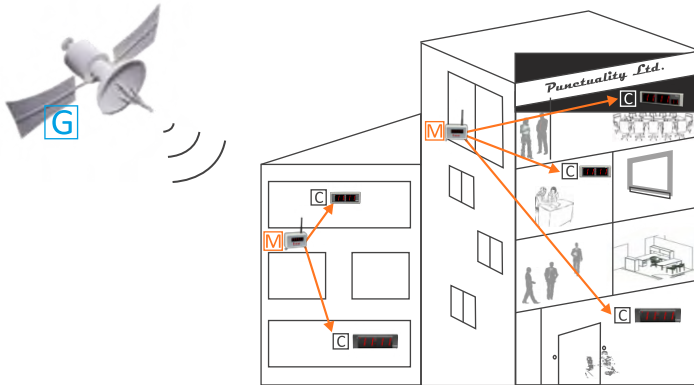


GDT-57-6



GDT-100-6 Flush Mount

Working principle of GPS Clock



1. GPS Satellites **G** transmit accurate atomic time to all the master **M** in the facility.
2. Masters **M** re-transmits this time at regular intervals to all the clocks **C** through wireless RF signals.
3. Clocks **C** display uniform accurate atomic time all the time.

Form No. : 18265-CAT-GDT-Series-037 R19

Essae-Teraoka Pvt. Ltd.

#410, 100ft Road, 4th Block,
Koramangala, Bengaluru-560 034

info@essae.com

<https://www.essae.com>

+91 80 2511 3021

1-800-425-3111

+91 78488 12346



Your Essae representative