



DS-450/451 Series

Excellence in industrial scales



Built to perform under all conditions.

DS-451 Single loadcell platform scale

- Fully stainless steel console
- Large and bright Green Vacuum Fluorescent Display

Capacity (kg)	Accuracy (g)	Platform size (mm)	Loadcell	Framework	Platter
6/15/30	0.5/1/2	400 x 400	Aluminium	MS	SS
60/150	5/10	450 x 550	Tool steel-IP67	MS	SS-304
150/300	10/20	550 x 650	Tool steel-IP67	MS	SS-304
300	20	700 x 800	Tool steel-IP67	MS	MS
300/600	20/50	700 x 800	Tool steel-IP67	MS	SS
600	50	700 x 800	Tool steel-IP67	MS	MSC



DS-451



DS-450CWSS

Colour graphic indicator and audible alarm for quick check weighing application



Optional check - weighing


DS-450CWSS

- Fully stainless steel console
- Additional display for min and max values
- % calculation for min and max values
- Numeric keypad for entering values like digital tare, min and max etc.,
- Compliance with EMI/EMC regulations
- Graphic LED representation for min and max values to reduce operator fatigue

Capacity (kg)	Accuracy (g)	Platform size (mm)	Loadcell	Framework	Platter
3/6/15/30	0.2/0.5/1/2	360 x 276	Aluminium	SS-304	SS-304


DS-450CW Table top

- Large and bright green vacuum fluorescent display
- High resolution A/D convertor
- SMT technology
- Compliance with EMI/EMC regulations



DS-450CW

Capacity (kg)	Accuracy (g)	Platform size (mm)	Loadcell	Framework	Platter
0.3/0.6	0.02/0.05	205 x 250	Aluminium	NA	Aluminium
1.5/3/6/15	0.1/0.2/0.5/1	205 x 250	Aluminium	NA	SS-304



DS-450SS

DS-450SS Bench scale

- Fully SS water resistant
- Stainless steel housing ensures long life under harsh environments.
- System expands easily with an optional interface. (RS-232C or Setpoint I/F)

Capacity (kg)	Accuracy (g)	Platform size (mm)	Loadcell	Framework	Platter
3/6/15/30	0.2/0.5/1/2	360 x 276	Aluminium	SS-304	SS-304


DS-450 Table top

Capacity (kg)	Accuracy (g)	Platform size (mm)	Loadcell	Framework	Platter
0.3/0.6	0.02/0.05	205 x 250	Aluminium	NA	Aluminium
1.5/3/6/15	0.1/0.2/0.5/1	205 x 250	Aluminium	NA	SS-304



DS-450

DS-451 Four loadcell platform scale



- Wide platform range to suit customer needs for higher capacity
- Rugged/Sturdy platforms in both SS/MS size to suit customer application

Capacity (kg)	Accuracy (g)	Platform size (mm)	Loadcell	Framework	Platter
600/1000/1500/2000/3000/6000	100/200/200 500/500/1000	1000x1200 1200x1500 1500x1800	Tool steel-IP67	MS	MSC
600/1000/1500/2000/3000/6000	100/200/200 500/500/1000	1000x1200 1200x1500 1500x1800	Tool steel-IP67	MS	SS-304
600/1000/1500	100/200/200	1000x1200 1200x1500	Tool steel-IP67	SS-304	SS-304



Accessories

Ramp Size	Capacity (kg)	Ramp Size	Capacity (kg)
1200x1000mm, MSC	600 to 3000	1200x1000mm, SS-304	600 to 3000
1500x1000mm, MSC	600 to 3000	1500x1000mm, SS-304	600 to 3000
1800x1000mm, MSC	600 to 3000	1800x1000mm, SS-304	600 to 3000

Low profile platform scale



- Fully SS
- Ideal for pharma and chemical industries
- Weighment area height of 45mm±5mm
- Ease of movement of containers/trolleys
- Size to suit customer applications

Model	Capacity (kg)	Accuracy	Platform Size	Model	Capacity (kg)	Accuracy	Platform Size
DS-451HP	150	20g	600x600mm	DS-451HP	150	20g	800x800mm
DS-451HP	300	50g	600x600mm	DS-451HP	300	50g	800x800mm
DS-451HP	600	100g	600x600mm	DS-451HP	600	100g	800x800mm

Accessories	Ramp Size	Capacity (kg)	Ramp Size	Capacity (kg)
	600x300	150 to 600	800x300	150 to 600



DS-451HP Weighing scale

- Full SS platform
- IP-67 grade tool steel loadcell
- Wash down construction complies with GMP
- Ideal for pharma, chemical and sea food industries

Capacity (kg)	Accuracy (g)	Platform size (mm)	Loadcell	Framework	Platter
6/15/30	0.5/1/2	360 x 276	Tool steel-IP67	SS-304	SS-304
15/30	0.5/1	360 x 276	Alluminium	SS-304	SS-304
6/15/30	1/1/2	400 x 400	Tool steel-IP67	SS-304	SS-304
60/150	5/10	450 x 550	Tool steel-IP67	SS-304	SS-304
150/300	10/20	550 x 650	Tool steel-IP67	SS-304	SS-304
300/600	20/50	700 x 800	Tool steel-IP67	SS-304	SS-304



DS-451HP Platform scale(SS-304)

DS-451 Single loadcell platform scale(SS-316)

- Fully SS-316 console with platform
- Large and bright Green Vacuum Fluorescent Display

Capacity (kg)	Accuracy (g)	Platform size (mm)	Loadcell	Framework	Platter
6/15/30	1/1/2	400 x 400	Tool steel-IP67	SS-316	SS-316
60/150	5/10	450 x 550	Tool steel-IP67	SS-316	SS-316
150/300	10/20	550 x 650	Tool steel-IP67	SS-316	SS-316

Factory option



DS-451 Flame-proof indicator



DS-451 Single loadcell platform scale(SS-316)

Accessories



50mm Jumbo display



Roller


Essae-Teraoka Pvt. Ltd.

410, 100ft Road, 4th Block,
Koramangala, Bengaluru-560 034
info@essae.com
http://www.essae.com

+91 80 3021 3021
+91 80 3021 3001
1-800-425-3111
0-78488 12346

Essae[®]
...for Excellence

Your Essae representative



▲ Factories in Bengaluru and Goa ▲ 47 Branch Offices ▲ 250+ Service engineers ▲ 350+ Resellers/Partners

Note: The above model meets the statutory and regulatory requirements as per the provision of legal metrology Act 2009 and legal metrology (General) Rule, 2011. Specifications are subject to change without notice. Other names and logos used are property of respective brands.